

THIS DRAWING IS COPYRIGHT, AND REMAINS THE PROPERTY OF HUMPHREYS TEAL PARTNERSHIP. IT MUST NOT BE REPRODUCED, USED, DISCLOSED OR TRANSMITTED TO THIRD PARTIES IN ANY FORM, IN WHOLE OR IN PART, WITHOUT PRIOR WRITTEN PERMISSION.

DO NOT SCALE!
ALL DIMENSIONS SHOULD BE CHECKED ON SITE BEFORE WORK COMMENCES

Crown Copyright. All rights reserved.
Licence Number 100020449



H	Feb 05	Owner / Tenant names added	MH
G	Apr 07	Preliminary layout for Plot 1 added	MH
F	Jul 07	Plot 1 layout updated, Plot 3 and 6 layouts updated	MH
E	Jul 07	Plot 5 car park layout updated	MH
D	Apr 07	Preliminary layout for Plot 1 added	MH
C	Mar 07	Plot 3 and Plot 6 updated with 5,000 sq ft units	MH
B	Mar 07	Drawing updated	MH
A	Feb 06	Plot 4 and 5 updated, Plot 3 added	MH
Rev	Date	Description	Drawn

humphreys teal partnership
architects

Priority Park Lodge
Aberford
Leeds
LS25 3DF

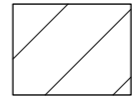



T: (0113) 281 2020
F: (0113) 281 3232
W: www.humphreysteal.com
E: architects@humphreysteal.com

client
Ashbrooke Developments

project
**Industrial Development
Ashbrooke Park, Lincoln Way
Sherburn In Elmet**

drawing title
Development Site Plan

date **December 2005**
status **Sketch Scheme**
scale **1:500 @ A1**
drawn **MH** checked **MH**
job no. **497** dwg no. **101** rev **H**

-  Extent of Adopted Highway - CONSTRUCTED
-  Extent Of Phase 1 and Phase 2 - CONSTRUCTED
-  Extent of Phase 3 - CONSTRUCTION STARTS SOON
-  Extent of Phase 4 - FUTURE CONSTRUCTION